

Bravo B1X

100% digital ITE

- Programmable (SP3 or Compass)
- High Level Compression
- 2 channel DSP
- Digital Volume Control (optional)



The Bravo Digital Signal Processor (DSP) works with 20-bit representation of the signal and a sampling rate of 32 kHz. Bravo B1X is a superbly engineered hearing aid in the renowned Widex tradition.

Bravo B1X features include:

- 2 channel DSP (Digital Signal Processing).
- Fixed crossover frequency at 1500 Hz.
- High Level Compression assuring comfortable reproduction of loud sounds.
- Special digital fitting philosophy based on keyed in audiometric values.
- Feedback Risk Management for reduction of acoustic feedback.
- Optional Digital Volume Control (± 6 dB range) with beep-tone adjustment indicator.
- M, MT and T settings available with beep-tone indicator. The telecoil frequency response is equalized, making it identical to that of the microphone.
- Long battery life of approximately 200 hours.
- Low battery beep-tone indicator.
- Minimal audible internal noise due to special processing.

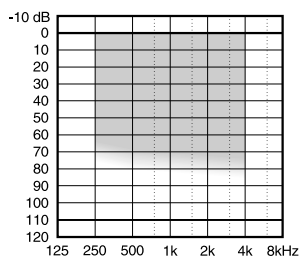
B1X is fine tuned with three parameters:

LF = Low frequency gain
HF = High frequency gain
MPO = Maximum power output

Recommended for:

- Mild to moderately severe hearing losses.
- Flat and moderately sloping hearing losses.

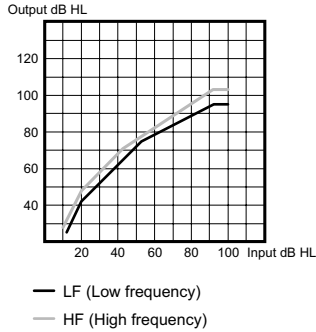
Suggested fitting range





Bravo B1X

High Level Compression (HLC)



The HLC system used in the Bravo B1 models provides compression for signals at and above normal speech levels. The compression ratio is fixed at 1:2 in the low frequency channel and 1:1.5 in the high frequency channel. For normal and soft signals the HLC system provides a frequency gain characteristic derived from the NAL fitting rule.

Programming

Bravo B1X can be programmed using the SP3 portable programmer or via a PC using the Hi-PRO interface and NOAH/Compass software. Please refer to the Bravo-series programming manual.

Feedback Management

If the ideal gain required for compensating for a certain hearing loss exceeds the limit for the earmould, acoustic feedback will occur. To solve this problem the high frequency gain may have to be reduced. The programmable parameter "HF" allows the gain in the high frequency channel to be reduced without affecting the gain in the low frequency channel and it therefore functions as feedback control.

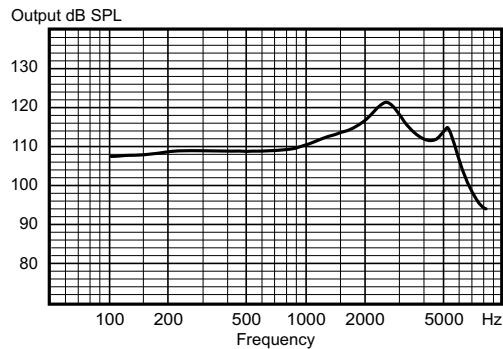
Technical Data

		711 Ear simulator	2cc Coupler
OSPL90	Peak	121 dB SPL	112 dB SPL
	1 kHz	110 dB SPL	104 dB SPL
	HAIC	112 dB SPL	105 dB SPL
Battery Drain (st. by)		0.65 mA	
Battery Drain		0.7 mA	
Battery Type 312 Zn-Air (145 mAh)*		200 hours	
Telecoil TLS**		+ 2 dB	
Harmonic Distortion		1%	
IRIL (GSM/DCS interference level)		5/15 dB SPL	

* Typical data measured in Test mode.

** A telecoil input of 100 mA/m will equal a microphone input of 70 dB SPL.

Maximum output (ear simulator - IEC711)



Maximum output (2cc coupler - IEC126)

